

# Clear English Pronunciation: A Practical Guide to Enhance Your Spoken Communication


Welcome to the ultimate guide to mastering English pronunciation! Whether you're a beginner seeking to improve your communication skills or an advanced learner striving for perfection, this comprehensive guide will equip you with the knowledge and techniques to speak English with confidence and clarity.

## Benefits of Clear Pronunciation

- Enhanced communication
- Increased comprehension
- Boosted confidence
- Improved employment opportunities
- Greater cultural immersion

## Understanding the Basics

Before we delve into the specific pronunciation rules, let's first understand the fundamentals:



## Clear English Pronunciation: A Practical Guide

by Jenny Baranick

★★★★☆ 4.3 out of 5

Language : English

File size : 5782 KB

Screen Reader : Supported

Print length : 208 pages

X-Ray for textbooks : Enabled



1. **Phonetics:** The study of speech sounds, which includes both consonants and vowels.
2. **Phonemes:** The smallest units of sound that can change the meaning of a word (e.g., "p" and "b" are phonemes).
3. **Transcription:** The written representation of spoken language using phonetic symbols.

## The International Phonetic Alphabet (IPA)

The IPA is a universal system used to transcribe all languages. It provides a standardized way of representing the different sounds of human speech. Refer to Appendix A for a comprehensive IPA chart.

## Pronunciation Rules

Now, let's explore the key pronunciation rules that will help you speak English like a native:

### General Rules

1. **Consonant Clusters:** Groups of consonants that are pronounced together without any intervening vowel (e.g., "stop," "club").
2. **Silent Consonants:** Letters that are not pronounced in certain words (e.g., "knight," "walk").

3. **Linking:** Connecting sounds between words to ensure smooth pronunciation (e.g., "I've got" vs. "I have got").

## Vowel Pronunciation

Mastering vowel pronunciation is crucial for clear speech. Here's a breakdown of the different vowel sounds:

Symbol	Example	Sound	Transcription
/i:/	feet	Long "e"	fi:t
/æ/	hat	Short "a"	hæt
/u:/	food	Long "oo"	fu:d
/eɪ/	say	Diphthong "ay"	seɪ
/ɔ:/	saw	Long "o"	sɔ:

## Consonant Pronunciation

Consonants provide the backbone of pronunciation. Here are some common ones to pay attention to:

Symbol	Example	Sound	Transcription
/p/	pen	Unvoiced bilabial plosive	pɛn
/t/	top	Unvoiced alveolar plosive	tɔ:p
/k/	cat	Unvoiced velar plosive	kæt

---

/f/	fun	Unvoiced labiodental fricative	fʌn
/v/	van	Voiced labiodental fricative	væn

---

## Practice and Improvement

Pronunciation mastery requires consistent practice. Here are some tips to enhance your skills:

1. **Listen and Repeat:** Listen to native speakers and repeat what you hear, paying attention to the individual sounds.
2. **Use Tongue Twisters:** Tongue twisters are designed to improve pronunciation by rapidly repeating specific sounds (e.g., "She sells seashells by the seashore").
3. **Record and Listen:** Record yourself speaking and then listen to the recording to identify areas for improvement.
4. **Get Feedback:** Ask a native speaker or language instructor to provide feedback on your pronunciation.

## Additional Resources

To further enhance your pronunciation skills, consider these supplemental materials:

- Online Courses and Apps
- Pronunciation Dictionaries
- YouTube Channels
- Podcasts

Mastering English pronunciation is a transformative journey that enhances your communication abilities, boosts your confidence, and opens up new opportunities. With the knowledge and techniques outlined in this guide, you're equipped to embark on this journey and achieve clear and confident speech. Remember, practice is key, and don't hesitate to seek feedback. By embracing the world of pronunciation, you'll unlock the power of effective communication and confidently navigate the global stage.

### Appendix A: IPA Chart


Here's a comprehensive chart of the International Phonetic Alphabet symbols. Click on the images to hear the corresponding sound.

The chart is organized as follows:

- Vowels:**
  - Long sounds (blue box):** iː, ɪ, ʊ, uː, e, ə, ɜː, ɔː, æ, ʌ, aː, ɒ
  - Short sounds (orange box):** ɪə, eɪ, ʊə, ɔɪ, əʊ, eə, aɪ, aʊ
- Consonants (red box):**
  - Voiceless (yellow box):** p, t, k, f, θ, s, ʃ, ʒ
  - Voiced (green box):** b, d, g, v, ð, z, ʒ
  - Other (white box):** m, n, ŋ, h, l, r, w, j

Legend:

- long sounds** (blue box)
- short sounds** (orange box)
- DIPHTHONGS** (orange box)
- CONSONANTS** (red box)
- VOICELESS** (yellow box)
- VOICED** (green box)



## Clear English Pronunciation: A Practical Guide

by Jenny Baranick

★★★★☆ 4.3 out of 5

Language : English

File size : 5782 KB


Screen Reader : Supported

Print length : 208 pages

X-Ray for textbooks : Enabled


FREE

DOWNLOAD E-BOOK



## Unlock the Secrets of Accurate Clinical Diagnosis: Discover Evidence-Based Insights from JAMA Archives Journals

Harnessing the Power of Scientific Evidence In the ever-evolving landscape of healthcare, accurate clinical diagnosis stands as the cornerstone of...



## Withdrawal: Reassessing America's Final Years in Vietnam

The Controversial Withdrawal The withdrawal of American forces from Vietnam was one of the most controversial events in American history. The war...